



Q3 2024 Economic Update

Macroeconomic backdrop

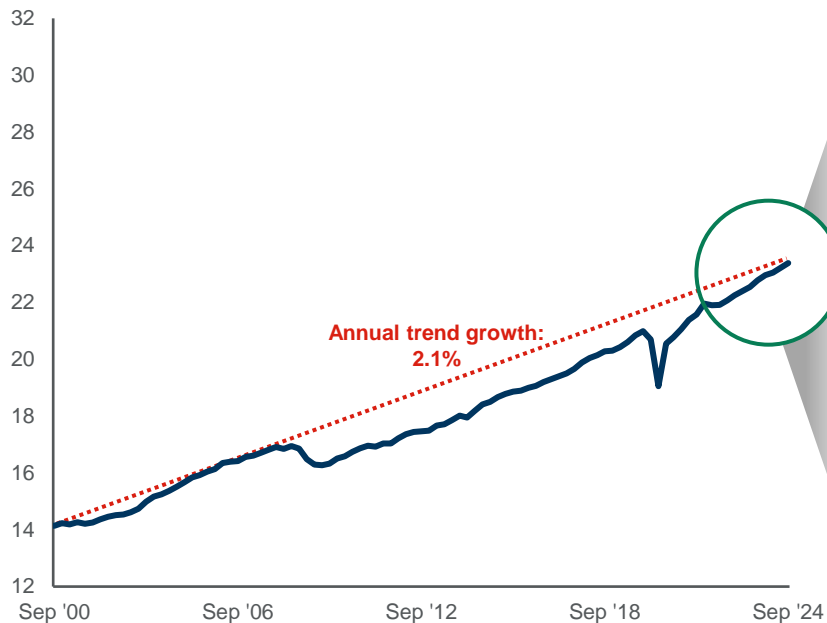
Economy Continues to Grow at Higher-than-Average Pace

■ Q3 2024 real GDP¹ increased at a 2.8% annualized rate

- Growth slightly missed analyst forecasts of 3.0% due to a widening of the trade deficit as imports increased by 11.2% and exports increased by 8.9%
- The underlying mix signaled robust growth, but lingering concerns remain around a cooling housing market, moderating job growth, and persistent core inflation:
 - **Consumer spending** expanded by 3.7% as consumers increased purchases on both goods and services, the fastest expansion since Q1 2023
 - **Business investment** grew 3.3% bolstered by spending on equipment, in particular information processing equipment and transportation equipment
 - **Residential investment** fell for a second straight quarter, contracting by 5.1%, due to reduced investment in new single- and multi-family structures

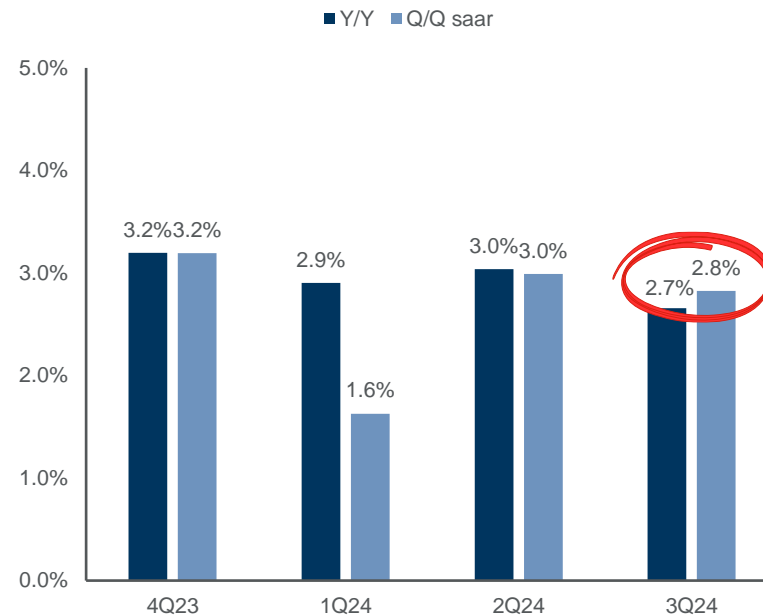
Real GDP¹

Trillions of chained (2017) dollars, seasonally adjusted at annual rates



Real GDP Growth¹ (%)

% growth

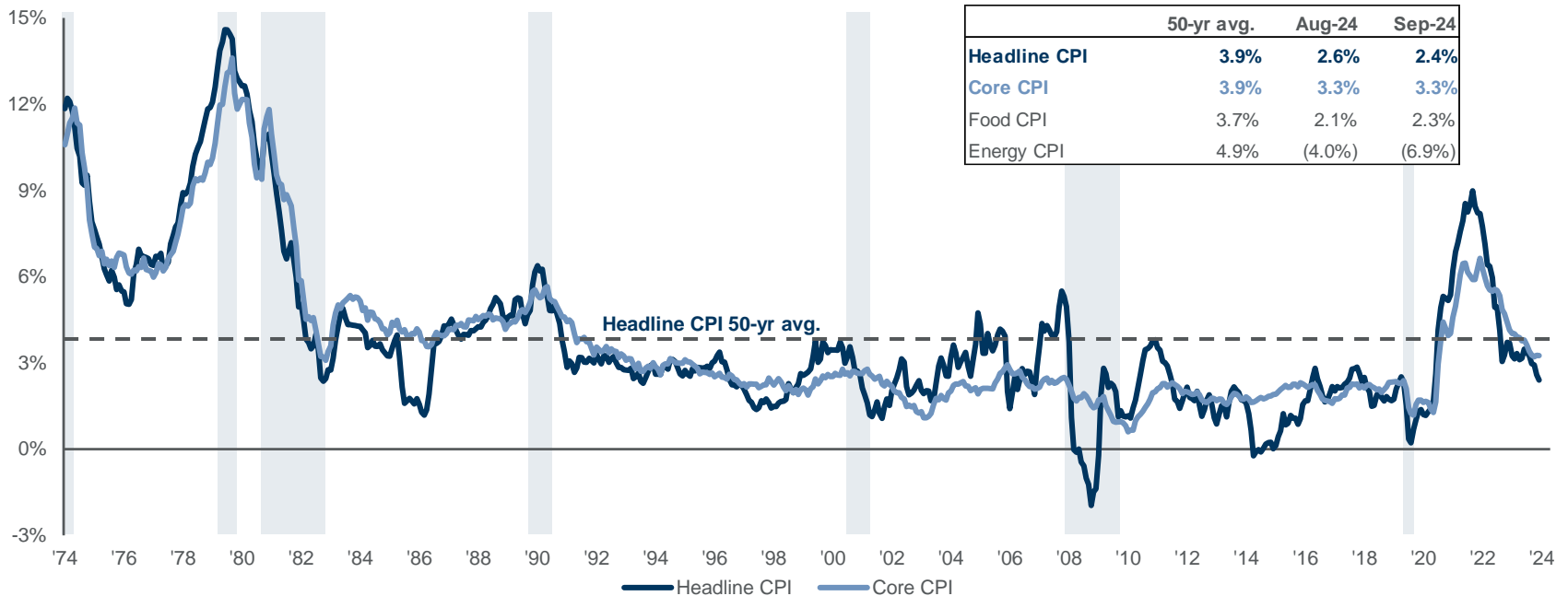


Continued Downward Trend in Inflation Provides Flexibility for More Rate Cuts...

- After some stronger-than-expected readings in the first half of the year, inflation has been trending down over the summer
- Overall encouraging signs of easing, but important to distinguish between inflation components:
 - **Headline CPI:** Rose by 0.2% month-over-month, bringing the year-over-year rate down to 2.4%, driven by declining gasoline and fuel oil prices, indicating broader inflationary pressures are softening
 - **Core CPI:** Increased by 0.3% month-over-month, reflecting stubbornly high prices in transportation services and apparel, maintaining a year-over-year rate of 3.3%
- Despite some sticky inflation in subcategories, the latest numbers should bolster the Fed's confidence that inflation is trending towards its 2% target

Headline CPI and Core CPI

% change vs. prior year, seasonally adjusted



...Further Supported by Cooling Labor Market

■ Job market has been noisy in recent months but clear downward trend visible

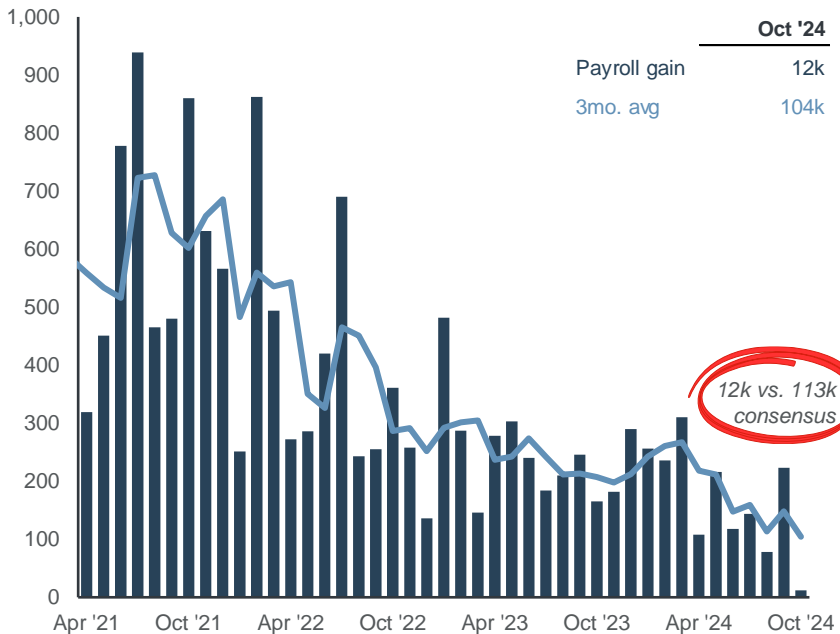
- 12k jobs added in October 2024, significantly below consensus expectations of 113k, and the lowest monthly gain since December 2020
- Unemployment rate remained unchanged at 4.1% in line with expectations; jobless rate remained unchanged at 7.7%

■ Markets had already priced in disruption caused by hurricanes Helene and Milton as well as the major strikes by dockworkers and Boeing employees; investors anticipate that the soft labor numbers will allow the Federal Reserve to cut rates again in 2024

■ Post-COVID, immigration has fueled labor supply, vastly exceeding expectations in 2023 and inevitably adding pressure on the employment rate should this trend persist

Nonfarm Payroll Gains

Month-over-month change and 3mo. rolling average, seasonally adjusted, thousands



Job Openings and Labor Turnover Survey

Total nonfarm job openings, seasonally adjusted, thousands

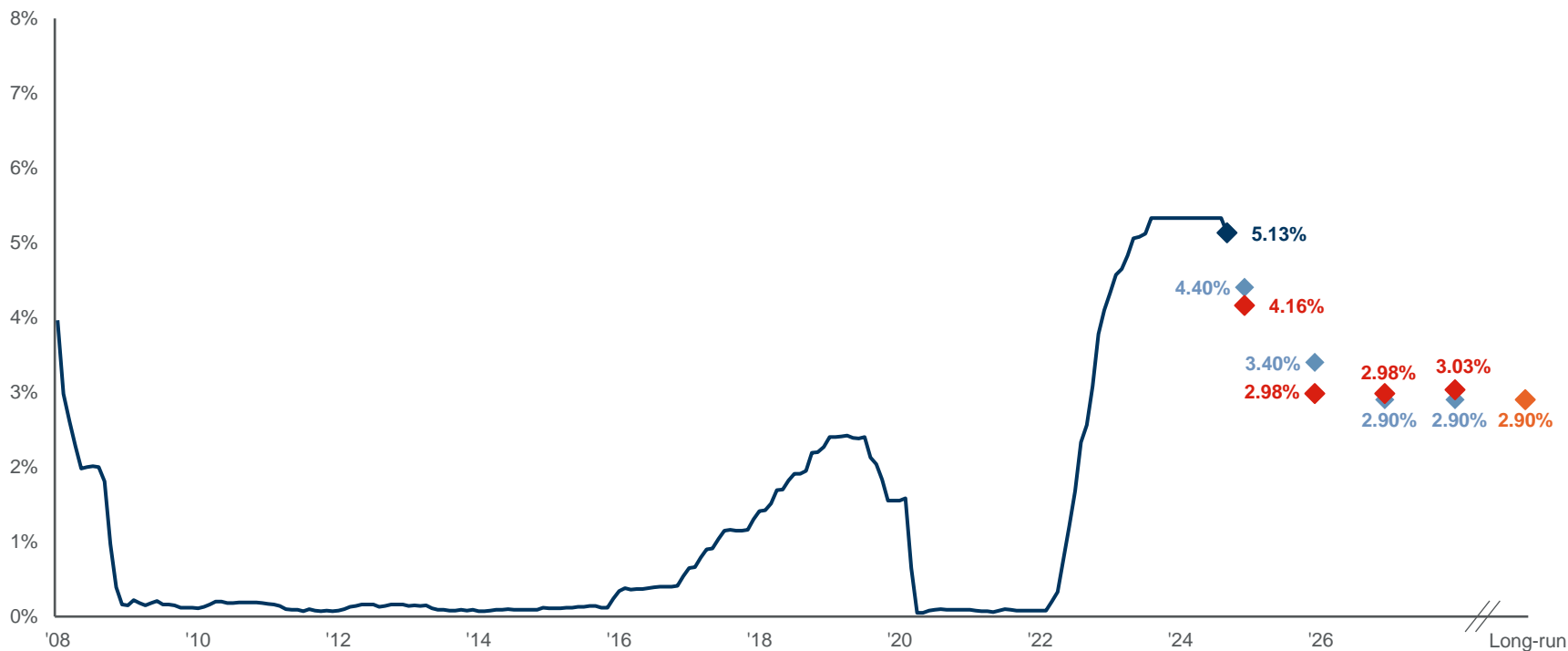


Fed Started Rate Cut Phase with Larger than Expected Cut

FOMC September 2024 forecasts
Percent

	2024	2025	2026	2027	Long run
Change in real GDP, 4Q to 4Q	2.0	2.0	2.0	2.0	1.8
Unemployment rate, 4Q	4.4	4.4	4.3	4.2	4.2
Headline PCE inflation, 4Q to 4Q	2.3	2.1	2.0	2.0	2.0
Core PCE inflation, 4Q to 4Q	2.6	2.2	2.0	2.0	2.0

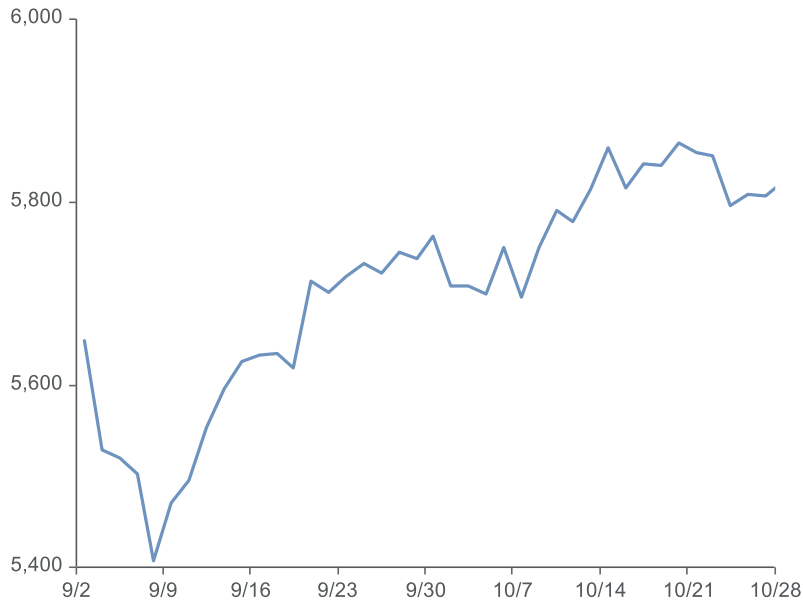
- Federal funds effective rate
- ◆ FOMC year-end estimates
- ◆ Market expectations
- ◆ FOMC long-run projection



High Volatility in Equity Markets around Rate Cut

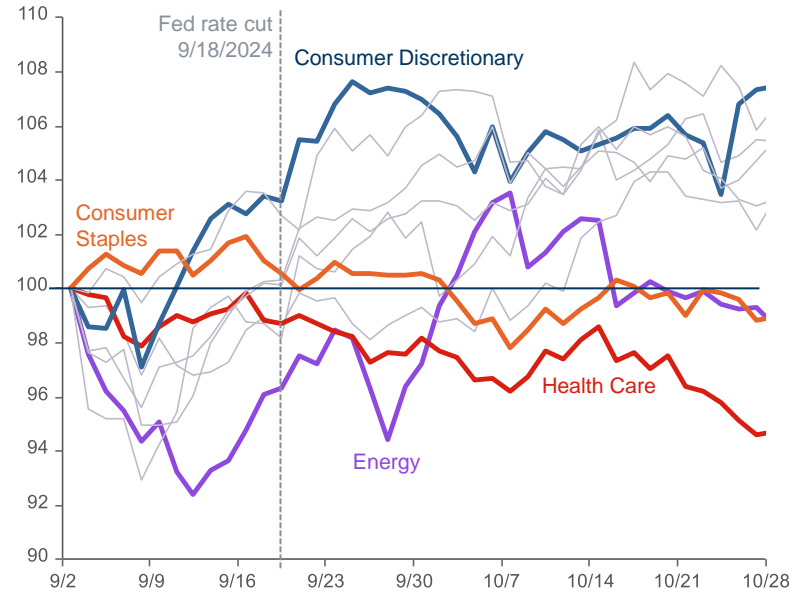
- S&P 500 has risen by 5% over the last two months while experiencing large swings around the FOMC meeting of September 18
- Investors have been highly sensitive to the release of new economic data, trying to anticipate and price in the Fed's next rate decisions
- While overall market has risen significantly, the picture is more nuanced for its constituent subsectors:
 - Consumer Discretionary rose significantly based on the overall health of the consumer and strong labor numbers
 - Traditionally viewed as more defensive subsectors, Health Care and Consumer Staples were the two worst performers as rate cuts favor growth-oriented industries
 - Energy has experienced significant volatility as the wars in the Middle East and OPEC's production cuts have caused uncertainty

S&P 500



S&P 500 – Subsectors

September 2, 2024 = 100

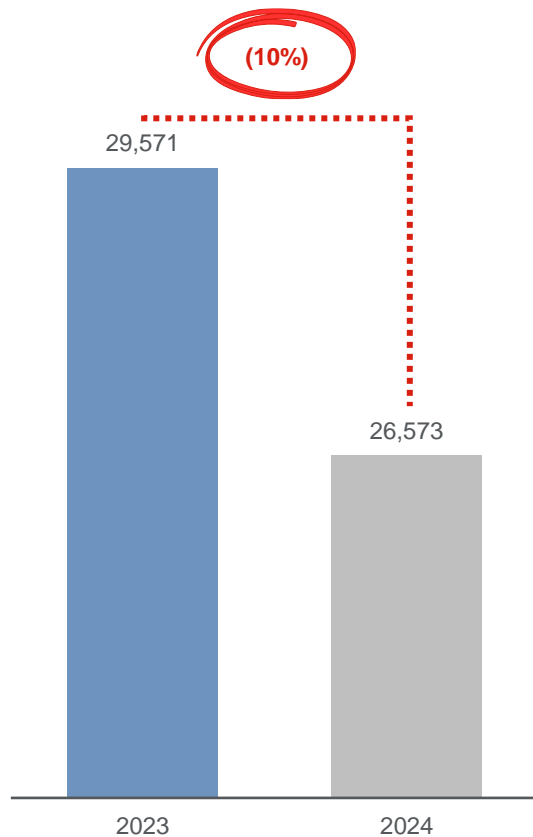


M&A trends

Global M&A Continues to Moderate, with Megadeals Driving Substantial Activity

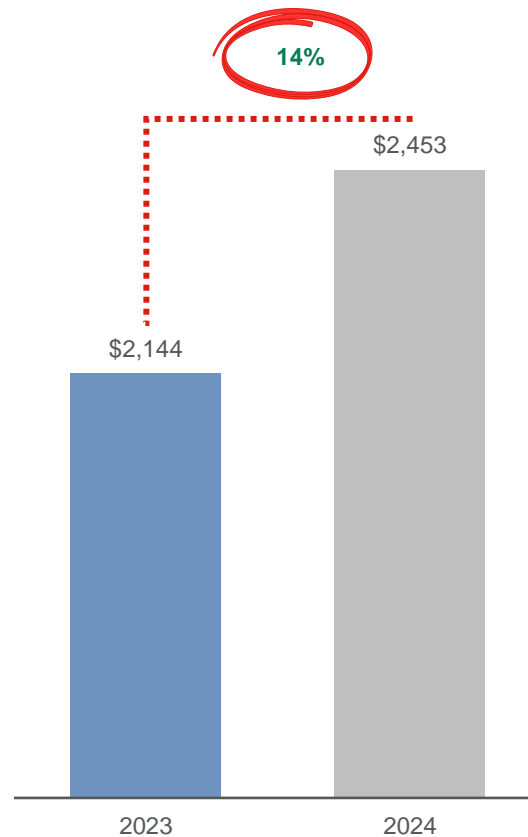
Q1 – Q3 Global Deal Volumes

of deals



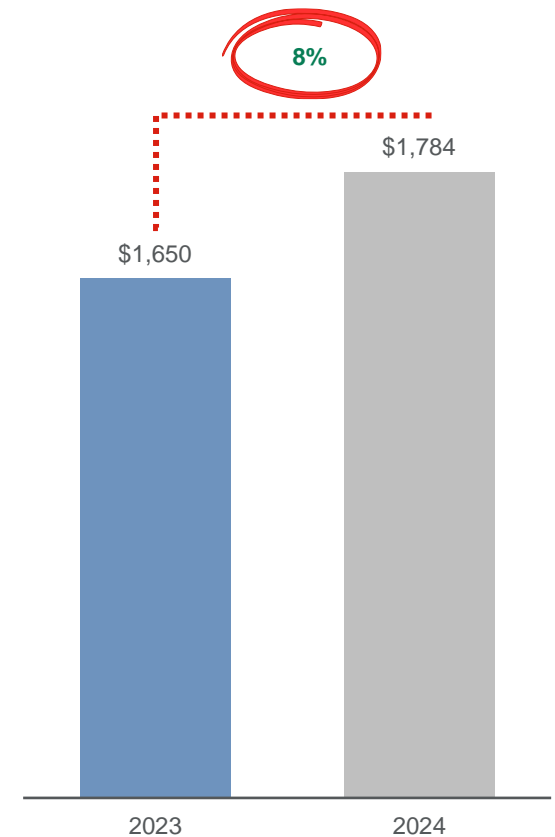
Q1 – Q3 Global Deal Value

\$ in billions



Q1 – Q3 Global Deal Value (Less megadeals)

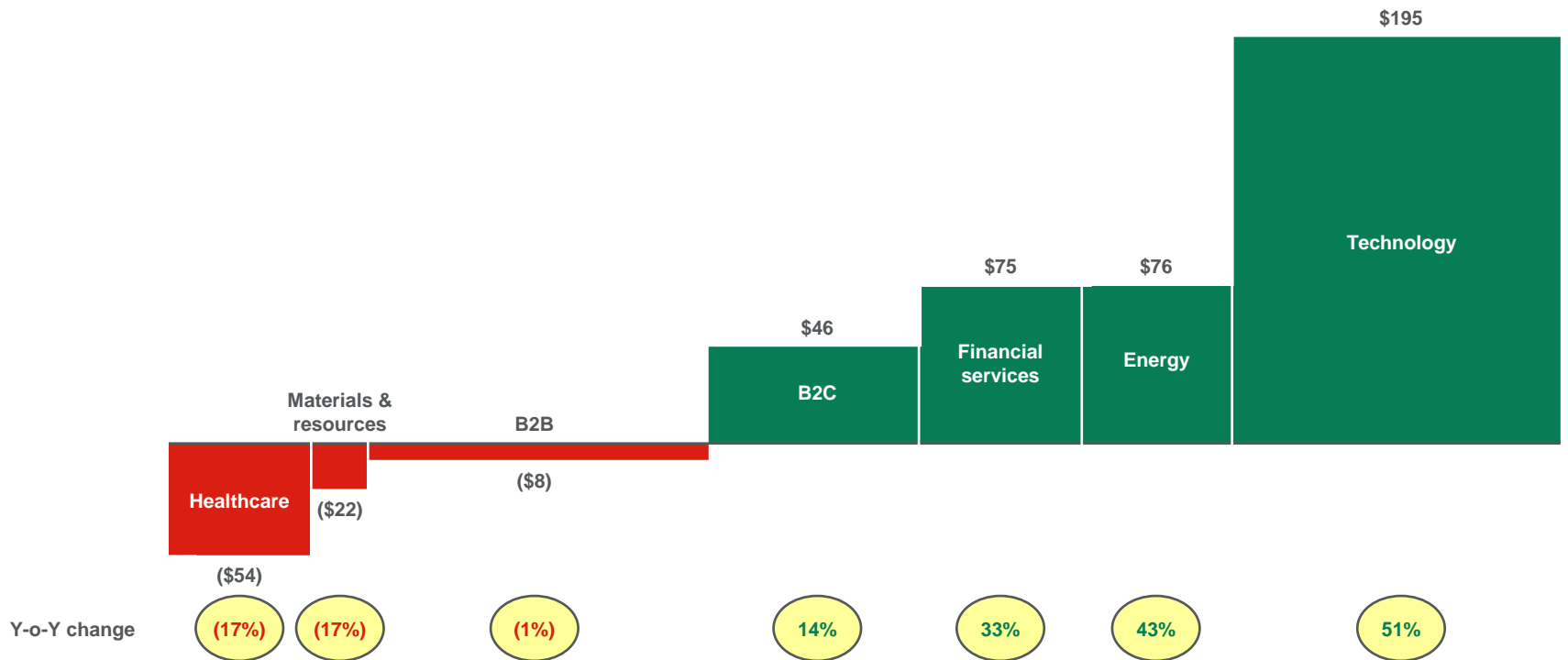
\$ in billions



Strong Technology Sector Boosts Global Dealmaking

Change in Global Deal Value by Industry

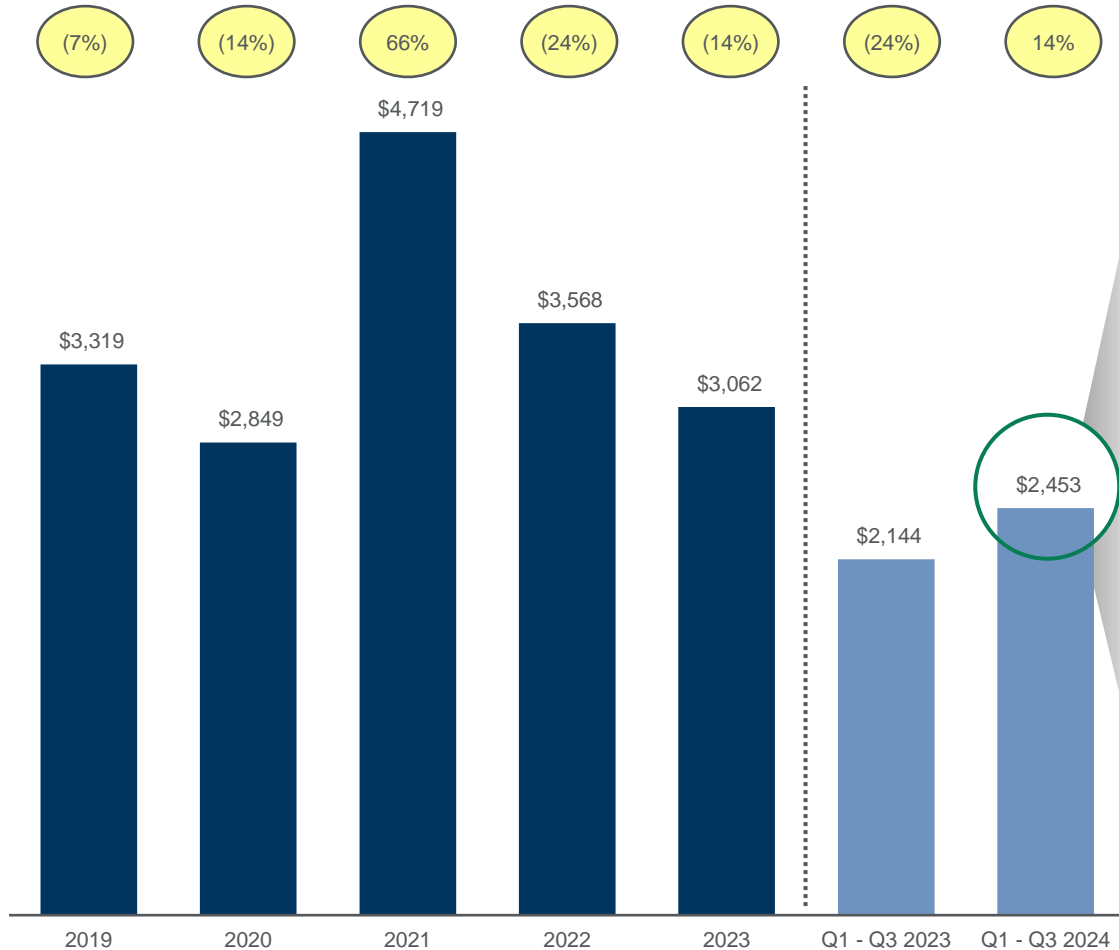
\$ in billions



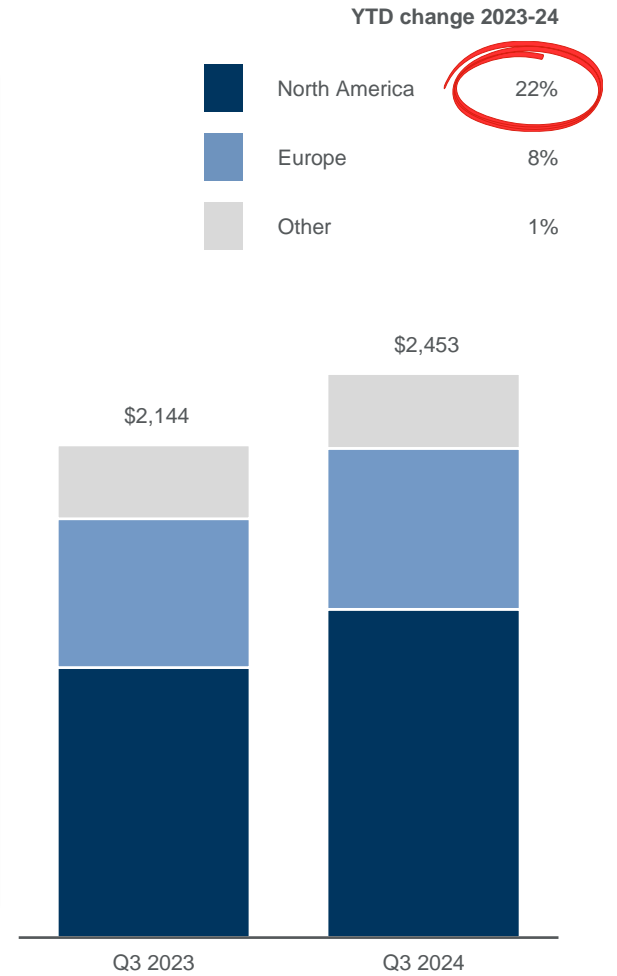
North America Led Global M&A Recovery Amid Regional Divergence

Global M&A Volume

\$ in billion, % YoY growth



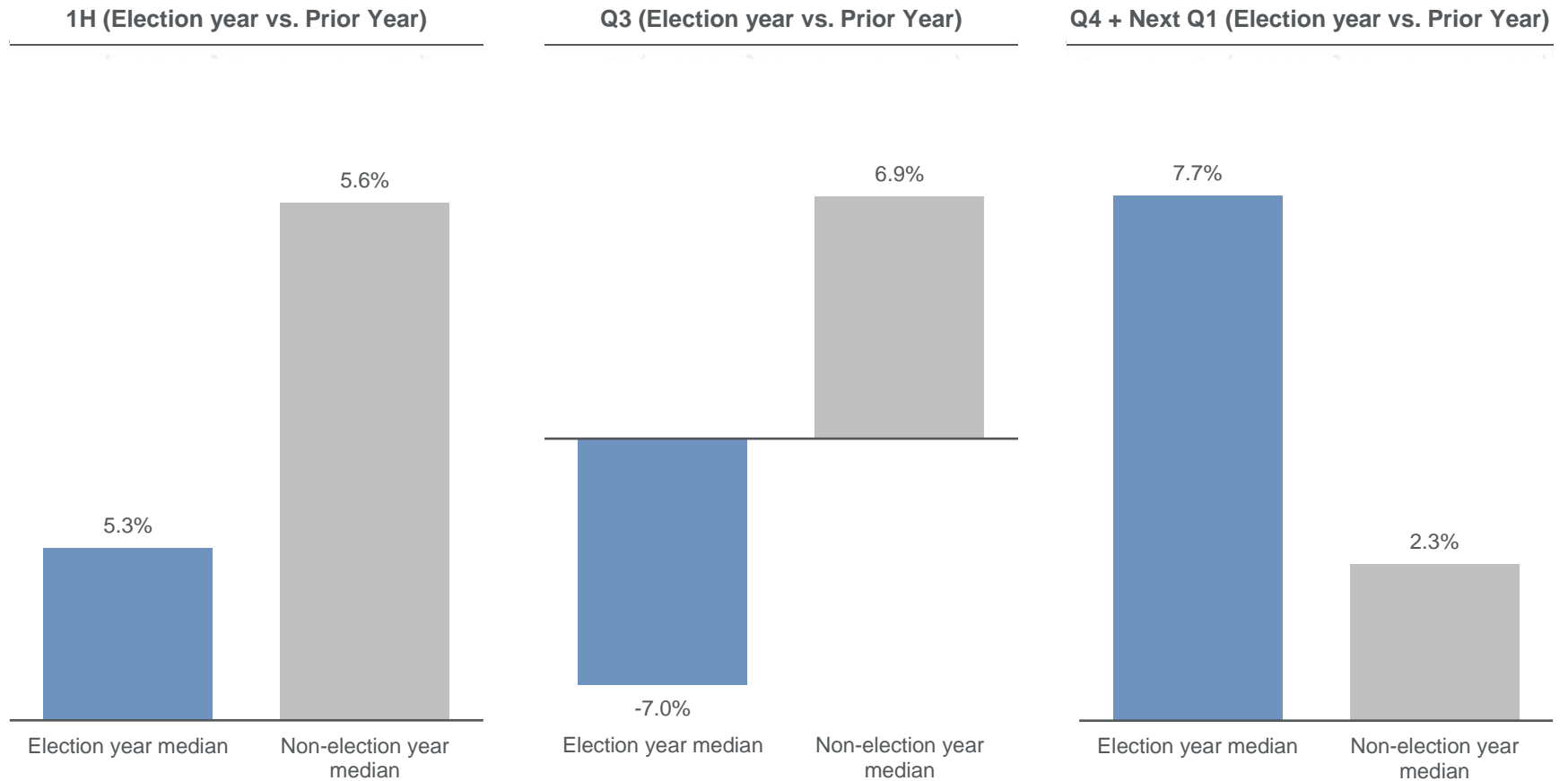
Global M&A Volume by Geography



Source: Pitchbook and DCA Partners analysis as of 9/30/2024

Historically U.S. Elections Have Held Back M&A...

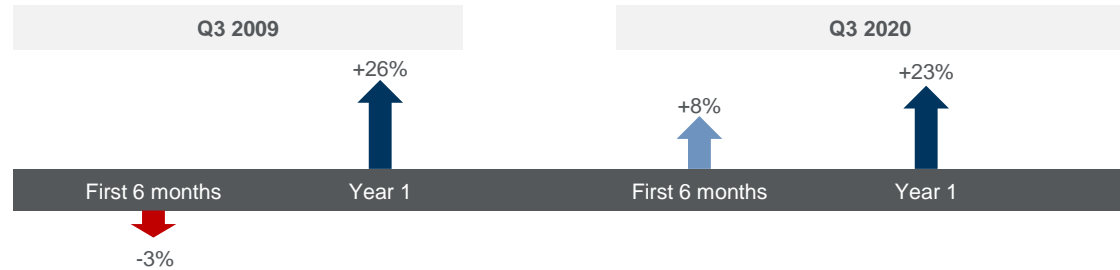
Percent Change in Number of Announced M&A Transactions by U.S. Acquirors¹



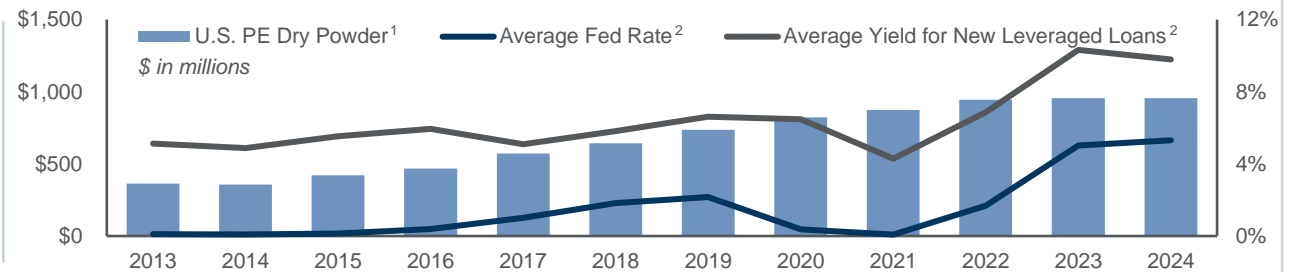
Source: Capital IQ and Wall Street Research
Note¹: Analyzes data from 1992 – 2022 (excluding 2008)

...But Lower Interest Rates and PE Appetite will Support Transaction Activity in 2025

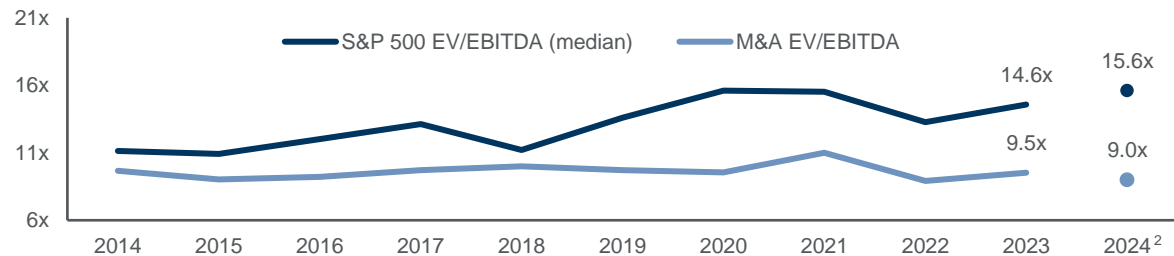
U.S. M&A deal counts tend to increase after the first quarter of GDP growth post first rate cut



Substantial amounts of dry powder and expectations for a more predictable and favorable rate environment will drive M&A activity



Significant gap remains between private and public market valuations, but increased appetite in 2025 will help to improve alignment on expectations amongst buyers and sellers



Disclaimer

This document is provided for informational purposes only and on the understanding that the recipient has sufficient knowledge and experience to be able to understand and make their own evaluation of the information described herein, any risks associated therewith and any related legal, tax, accounting or other material considerations. To the extent that the reader has any questions regarding the applicability of any specific issue discussed above to their specific portfolio or situation, recipients are encouraged to contact DCA Partners, LLC (“DCA”) or consult with the professional advisor of their choosing. All information contained herein has been developed based upon limited publicly available and independently developed information and is not a complete analysis or representation of the opportunities presented.

Certain statements, assumptions or conclusions referenced herein may constitute “forward-looking statements” under the Private Securities Litigation Reform Act of 1995. Forward-looking statements include information concerning future strategic and financial objectives, business prospects, financial results (including expenses, earnings, liquidity, cash flow and capital expenditures), industry or market conditions, competitive dynamics, demand, pricing and margins of relevant products and services, interest rates, capitalization rates, acquisition multiples and other valuation drivers, anticipated state of regulatory or legal matters, competitive dynamics, general economic conditions, and similar uncertainties. Without limiting the scope of the preceding statement, these forward-looking statements are often highlighted by words such as “believes,” “expects,” “anticipates,” “intends,” “plans,” “estimates,” “projects,” “forecasts,” and future or conditional verbs such as “will,” “may,” “could,” “should,” and “would,” as well as any other statement that indicates that certain outcomes, assumptions or conclusions are dependent upon, or impacted by, future events. Forward-looking statements are not guarantees, and they involve significant risks, uncertainties and assumptions. Although DCA makes such statements based on assumptions that we believe to be reasonable at the time, there can be no assurance that actual results will not differ materially from those expressed in the forward-looking statements. Readers are cautioned to consider the uncertainty and risks associated with all forward-looking statements and not to place undue reliance on any such statements. We expressly disclaim any obligation to update any forward-looking statement in the event it later turns out to be inaccurate, whether as a result of new information, evolving outlooks, future events or otherwise.

Except where otherwise indicated, the information contained in this presentation is based on matters as they exist as of the date of preparation of such material and not as of the date of distribution or any future date. Recipients should not rely on this material in making any future investment decision. They are also provided in summary form, and do not attempt to provide a comprehensive recitation nor assessment of all relevant facts and considerations. This presentation is confidential, is intended only for the person to whom it has been directly provided and under no circumstances may a copy be shown, copied, transmitted or otherwise be given to any person other than the authorized recipient without the prior written consent of DCA. The information contained in this presentation is believed to be reliable, but DCA makes no representations or warranties with respect to this information. DCA provides mergers and acquisition and general business consulting services to small and mid-sized companies and is an affiliate of DCA Family Office, LLC, an investment adviser registered with the U.S. Securities and Exchange Commission (“SEC”). DCA Management Company, Inc. is a private fund manager, managing a series of private equity funds and is an affiliate of DCA.